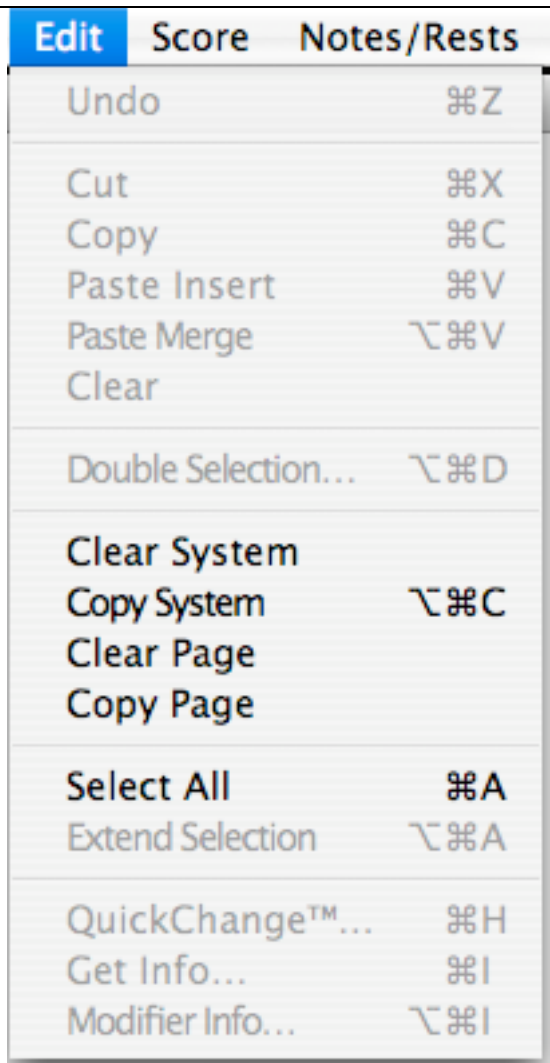
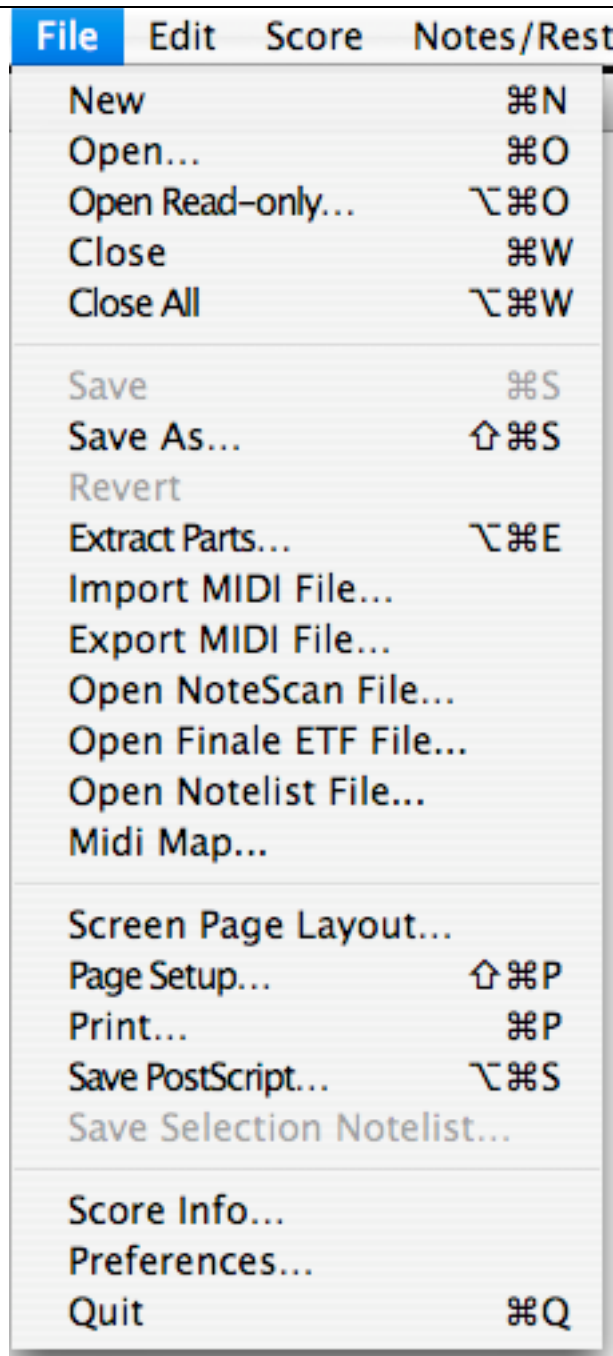
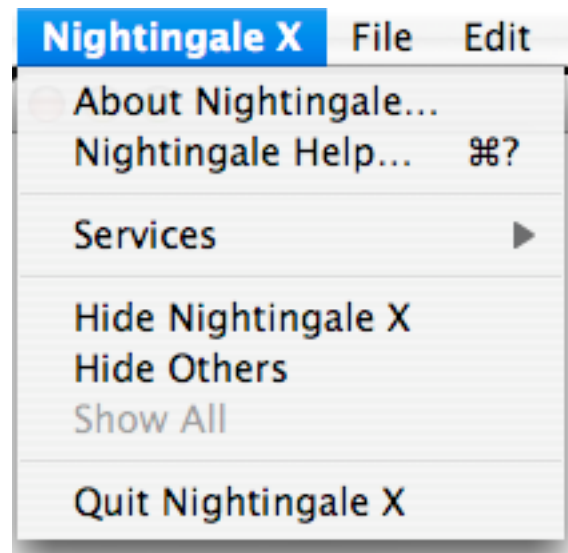


Here is a quick view of the Nightingale menus, starting with the whole menu bar, and then showing its components. Note that command key equivalents may require the option or (less often) the shift key. For example, the shift key is required for 'Help' below and 'Save As' at right; the option key is required for 'Close All' at right.



Score	Notes/Rests	Groups	View	P
Master Page				in ⌘; bl
Work on Page Format				⌘F
Combine Parts...				
Left End of Systems...				
Define Text Styles...				
Measure Numbers...				
Page Numbers/Headers/Footers...				⌘N
Add System After				⌘9
Add Page After				
Flow In Text/Lyrics...				
Respace Measures...				⌘R
Reformat Systems...				⌘=
Justify Systems				⌘J
Realign with Selection				⌘R
✓ Auto Respace Measures				
Move Measures Up				⌘U
Move Measures Down				⌘Y
Move System Up				⌘U
Move System Down				⌘Y

Notes/Rests	Groups	View	Play/Rec
Set Duration...		invisible page	⌘D
Remove Rhythmic Gaps/Resynchronize			⌘\
Insert by Position			
Clarify Rhythm			
Set Whole/Multibar Rests			⌘R
Fill Empty Measures...			
Transpose Chromatic...			⌘T
Transpose Diatonic...			⌘T
Transpose Key...			⌘T
Enharmonic Respell			⌘E
Delete Redundant Accidentals			⌘-
Add Redundant Accidentals...			⌘+
Check Range			
Add Modifiers...			⌘&
Remove Modifiers			⌘K
Multivoice Notation...			⌘M
Flip Direction			⌘F

Groups	View	Play/Rec
Beam by Beat	visible page	⌘B
Beam Notes		⌘B
Break Beam Before		⇧⌘B
Flip Fractional Beam		
Create Tuplet		⌘3
Fancy Tuplet...		
Create Octave Sign...		⌘8

View	Play/Rec
Go to... page	⌘G
Go to Selection	⇧⌘G
Reduce	⌘[
Enlarge	⌘]
Reduce/Enlarge to	▶
Look at One Voice...	⌘L
Look at All Voices	⇧⌘L
Show Duration Problems	
Show Sync Lines	
Show Invisibles	⇧⌘H
Show System Boxes	
Color Voices	
Pianoroll	
Redraw screen	⌘`
Show Clipboard	
Show Palette	
✓ invisible page	

Play/Rec	
Play Entire	⌘1
Continue Play	⌘2
Play Selection	⌘4
ALL NOTES OFF	⌘'
Record Insert...	⌘5
Transcribe Recording...	
Record Merge...	
Step Record Insert	⌘6
Step Record Merge	⌘7
MIDI Preferences...	
Metronome...	
MIDI Thru...	
MIDI Dynamics Prefs...	
MIDI Modifier Effects...	
Instrument MIDI Settings...	⇧⌘M
Transpose MIDI	